

## Discipling & Caring

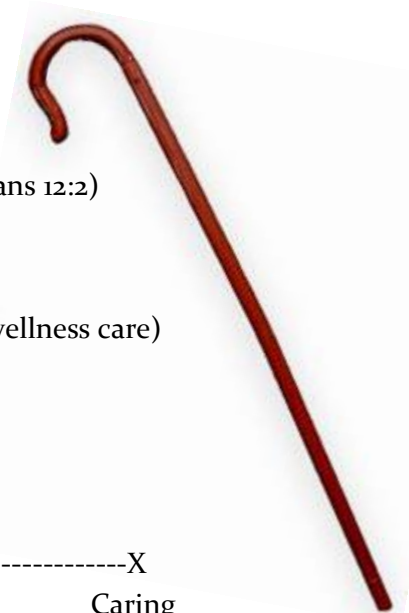


### Ice-Breaker: *Two Truths and a Lie*

- » On one of the index cards on your table write down two truths and one lie about yourself.
- » Make the truths something most people don't know.
- » Make the lie outlandish but believable.
- » At your table, take turns sharing and guessing which of the three items is the lie.

### Conversation on Discipling and Caring...


- » What is **DISCIPLING**? → Developing people spiritually
  - Matthew 28:19-20; 2 Timothy 3:16-17
  - The application of God's Truth which leads to a transformed life (Romans 12:2)
- » What is **CARING**? → Meeting people's real needs
  - Galatians 6:2; 1 Corinthians 12:24-26
  - Building authentic relationships and taking care of people (crisis and wellness care)
- » Which comes more naturally to you personally (circle one)?



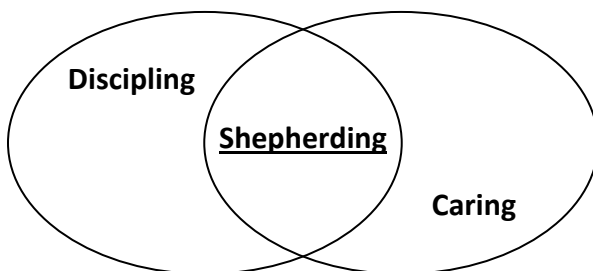
**Discipling**

**Caring**

- » Where is your LifeGroup on the Discipling/Caring Spectrum (be honest)...



- » Finding the Right Balance...



*"Well-balanced shepherding takes place when caring and discipling get equal emphasis in group life."*

-Building a Church of Small Groups

*"Care for the flock that God has entrusted to you...lead them by your own good example."*

1 Peter 5:2-3, NLT

Discipling ↑	<u>Teaching</u>	<u>Shepherding</u>
	<u>Connecting</u>	<u>Nurturing</u>
	-----> Caring	

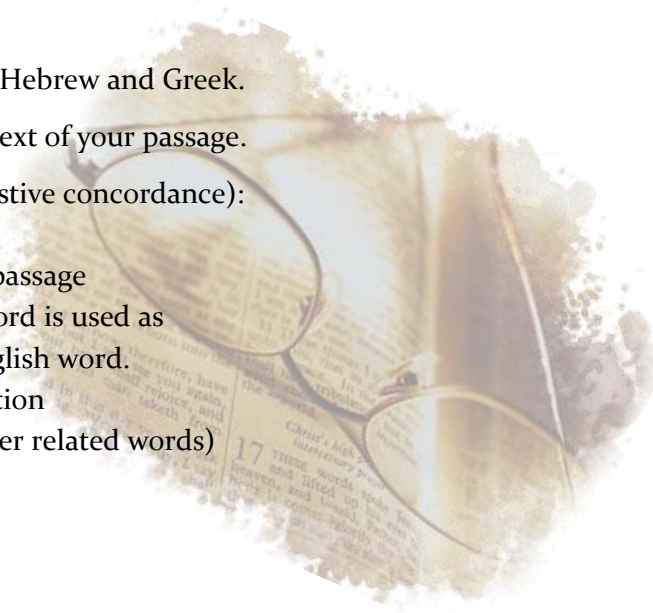
## Developing the “Shepherding Balance” in Your Group...

- » Go on the “offensive”—challenge and push your group members to grow spiritually
  - Turn questions into discussions—get the group to “work it out”, don’t always spoon feed them.
  - Don’t be afraid to challenge group members to “do the hard thing”—push for spiritual growth!
  - Keep the focus on spiritual matters...bring the discussion around to God whenever possible.
- » Model it...be the example! (Philippians 4:9; 1 Peter 5:3)
  - Share your spiritual struggles and successes.
- » Develop an atmosphere of mutual care
  - Focus on getting your group members to care for one another (you can’t do it all).
  - Challenge your group to “step up to the plate”. Don’t be afraid to ask and/or assign.

---

## What’s That Word Mean?

*The Layman’s Guide to Performing a Word Study*

1. Why study words? English is a very different language from Hebrew and Greek.
  2. Remember to keep the word and your study within the context of your passage.
  3. Practical Step-By-Step Word Study Method (using an exhaustive concordance):
    - a. Find the word or phrase in the “Concordance” section
    - b. Get the reference number for your particular word & passage
      - ✓ Note: You can also look for other places your word is used as well as other words translated into the same English word.
    - c. Look up the reference number in the “Dictionary” section
    - d. Read and study the provided definition (as well as other related words)
  4. Additional Techniques:
    - a. Compare your verse/passage in various Bible translations
    - b. Consult various commentaries to see what scholars think
  5. Study Tools:
    - a. Exhaustive Concordance (e.g.: Strong’s, NIV)
    - b. Bible Dictionary
    - c. Lexicon (especially if keyed to Strong’s)
    - d. Online/Software ([www.biblestudytools.com](http://www.biblestudytools.com))
    - e. Interlinear Bible
- 

---

## Group Discussion...



*How should you handle “bad theology” in your LifeGroup?*

Example: Someone in your group challenging the deity of Jesus Christ

- » Discuss in your table groups for 5-10 minutes
- » Share your discussion and experiences with the larger group

# Open Discussions and Questions

